

**Everything able to pass through
the hose can be pumped.**

Dry running systems

The all-rounder for pressure up to 2 or 4 bar



| | |
|-----------|---|
| P_classic | max. flow rate 12.500 l/h; max. pressure: 2 bar |
|-----------|---|

| | |
|---------------|--|
| P_classicplus | max. flow rate 5.500 l/h; max. pressure: 4 bar |
|---------------|--|

Also available as double-head systems



| | |
|----------------|---|
| P_classic twin | max. flow rate 24.500 l/h; max. pressure: 2 bar |
|----------------|---|

| | |
|--------------------|---|
| P_classicplus twin | max. flow rate 10.000 l/h; max. pressure: 4 bar |
|--------------------|---|

The cleanest solution because of specific hose materials



| | |
|---------------|--|
| P_food&pharma | max. flow rate 4.000 l/h; max. pressure: 2 bar |
|---------------|--|

| | |
|--------------------|--|
| P_food&pharma twin | max. flow rate 7.000 l/h; max. pressure: 2 bar |
|--------------------|--|

The low priced alternative - compact and economical




| | |
|-------|--|
| P_eco | max. flow rate 2.500 l/h; max. pressure: 4 bar |
|-------|--|

| | |
|-------------------|--|
| P_eco/food&pharma | max. flow rate 2.800 l/h; max. pressure: 2 bar |
|-------------------|--|

Lubricated systems

The strong pumps for highest demands - up to 15 bar



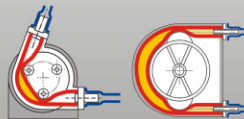
| | |
|-----------------|--|
| P_high pressure | max. flow rate 30.000 l/h; max. pressure: 15 bar |
|-----------------|--|

| | |
|----------------------|--|
| P_high pressure twin | max. flow rate 60.000 l/h; max. pressure: 15 bar |
|----------------------|--|

Are you interested?

Ask for your specific offer or request further information about our product range. By phone - or visit us at: www.ponndorf.de

Ponndorf-system



Ponndorf Hose Pumps

P_delta




Ponndorf Gerätetechnik GmbH
Leipziger Straße 374
D-34123 Kassel
Germany

Phone: +49.561-5113-0
Fax: +49.561-51139-88

E-Mail: info@ponndorf.de
Internet: www.ponndorf.de

The pump making the difference !

We cracked the hard nut!



P_delta

- **great technics**
quick hose replacement in a few minutes
- **extremely clean**
fast and reliable cleaning by one-handle-operation
- **compact size**
integrable in narrowest locations

Technical data **P_delta**

| | |
|---------------------|--------------------------|
| Flow rate | max. 850 l/h |
| Pressure | max. 2 bar |
| Suction height | max. 7m H ₂ O |
| Hose ø _i | 19 mm |

The **P_delta** is featured by many advantages. Particularly for costumers whose process demanded a **frequent and reliable cleaning**, the **P_delta** offers significant advantages by a **quick and toolless hose replacement**.

Many users for example from printing industry accost Ponndorf with the request for a pump which is not available on the market so far.

Requirements from operators:

- compact size
- flexible drive options
- easy handling
- quick cleaning
also with installed pump hose



We cracked the hard nut...

P_delta